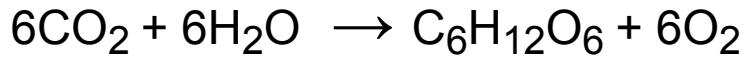


How Do Chloroplasts Capture Energy from the Sun?

Plant cells and some algae contain an organelle called the chloroplast. The chloroplast allows plants to harvest energy from sunlight, a process known as photosynthesis. Specialized pigments in the chloroplast absorb sunlight and use this energy to combine carbon dioxide and water to make glucose and oxygen. The complete reaction is:



Raw Materials

CO_2 = carbon dioxide
 H_2O = water

Products

$\text{C}_6\text{H}_{12}\text{O}_6$ = glucose
 O_2 = oxygen

Plant cells can use this process to manufacture glucose, a simple sugar. Some of the glucose is used immediately for cellular respiration, where it is converted to a high energy compound called ATP. You might recall from studies of the cell, that the process of creating ATP occurs in the mitochondria. Glucose that is not used right away is packaged as carbohydrates or fats and then stored in the roots, seeds, and fruits.

All autotrophs can make their own food in this way, unlike heterotrophs, which much consume food. When you eat a potato, you are eating the carbohydrates that the plant created from sunlight.

Sun & Energy = yellow

Carbon Dioxide = red

Water = light blue

Photosynthesis= green

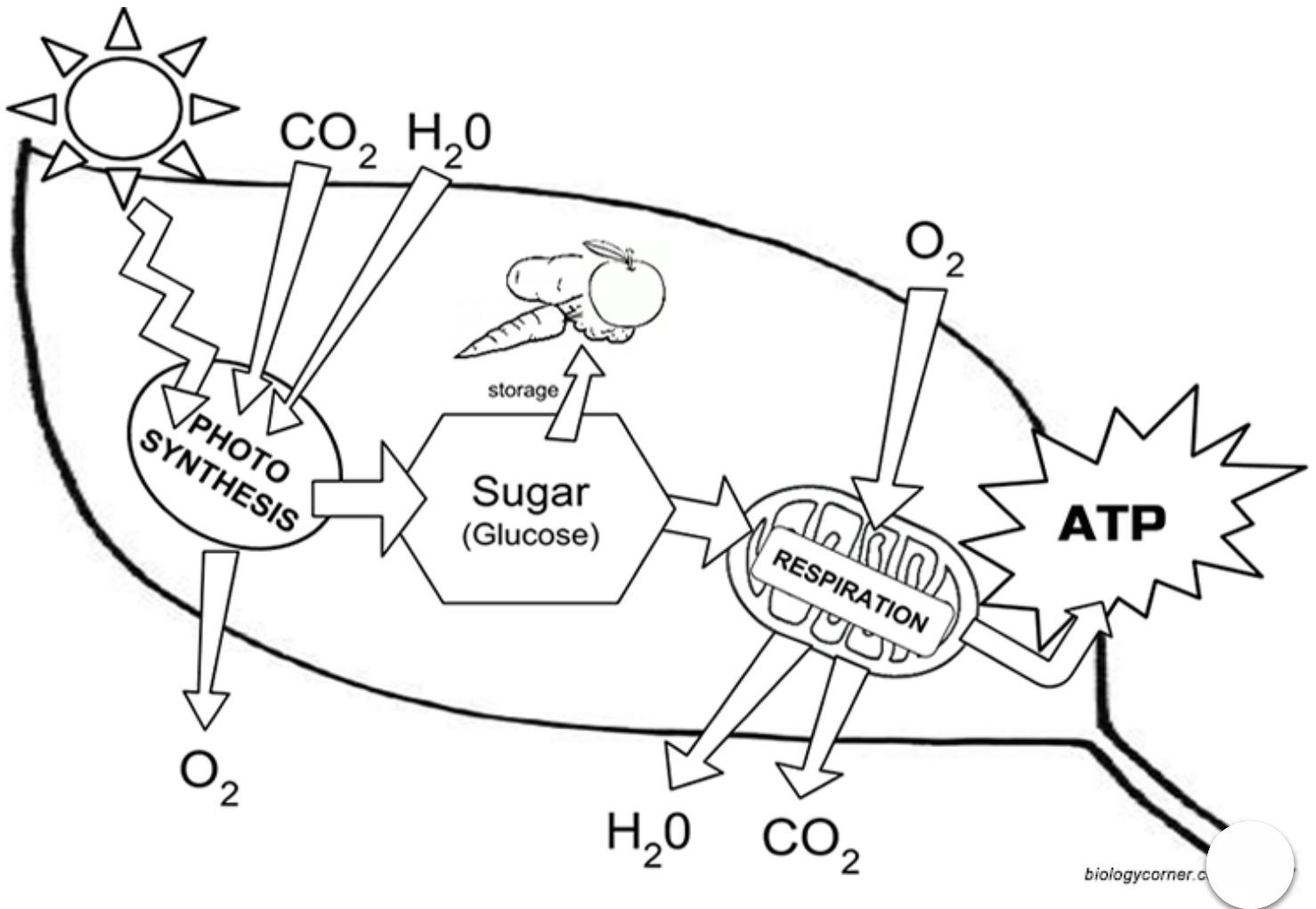
Respiration = purple

Glucose = dark blue

Storage Products= brown

ATP = orange

Oxygen = pink



Questions:

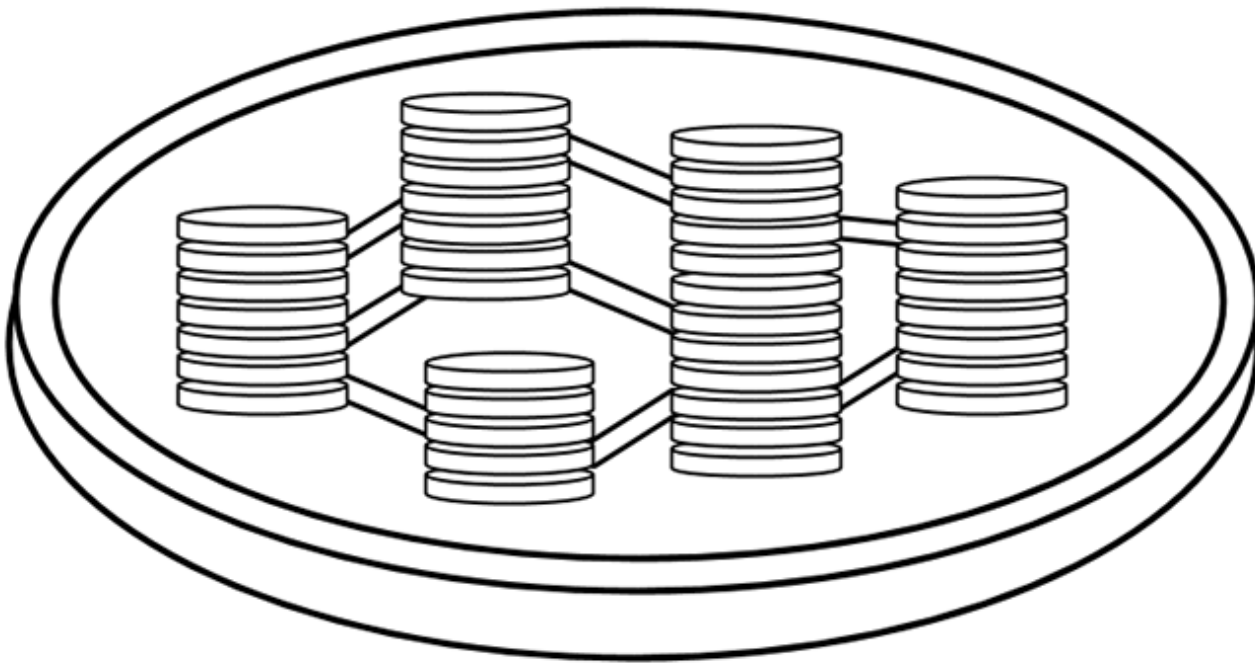
1. What two types of cells contain chloroplasts? _____
2. Autotrophs make their own food using energy from _____
3. The food making process is called _____
4. What are the raw materials for photosynthesis? _____
5. What simple sugar is produced? _____
6. What gas is used in the process? _____ What gas is released? _____
7. Where are most photosynthetic cells in plants found? _____
8. What compound can be made from glucose and serves as long term energy storage? _____
9. Compare the raw materials of photosynthesis to the products of respiration. How are these two processes related.

The Structure of the Chloroplast

Chloroplasts are double membrane organelles with a smooth outer membrane and an inner membrane that is folded into disc-shaped sacs called the thylakoid. Color and label the outer membrane light green . Color and label the inner membrane brown .

Thylakoids contain chlorophyll and other pigments (red, orange, yellow, brown) and are found in stacks called granum (grana, plural.) Color and label the thylakoids dark green , then highlight the entire stack of granum with yellow . These stacks are connected to other stacks by channels called lamellae. Color and label the lamella orange.

Grana are surrounded by a gel-like material called stroma. Color and label the stroma blue.



10. How many membranes surround a chloroplast? _____
11. Thylakoids form stacks called _____
12. Stacks of granum are connected to each other by _____

