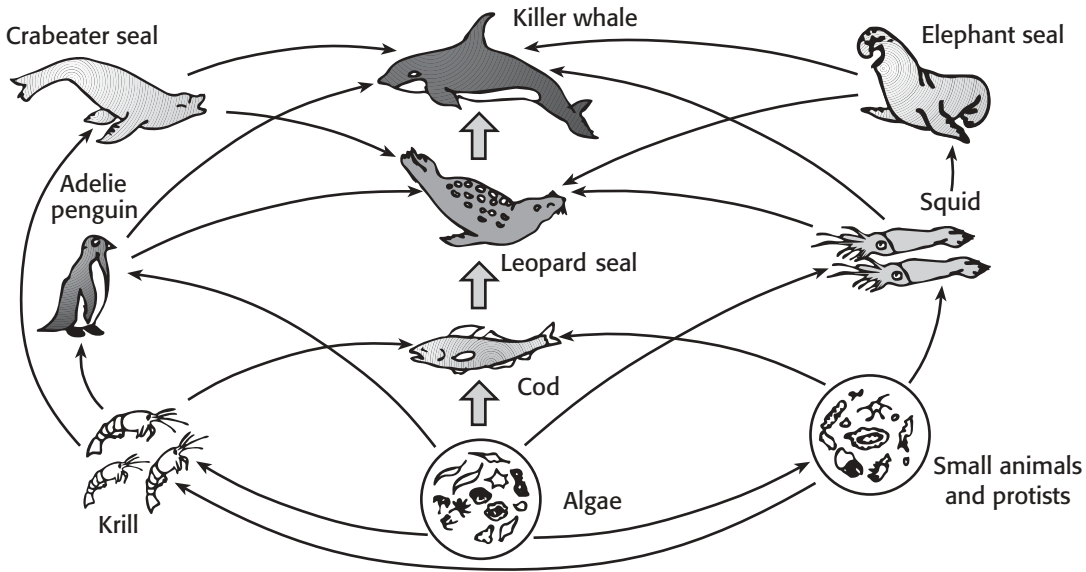


Science Skills

Interpreting Graphics

Use the figure below, which shows the food web of an aquatic ecosystem, to complete items 1–7.



In the food web above, there are eight food chains that include krill. In the space provided, identify all of the organisms in the order in which they occur in four of these eight food chains.

1. Chain 1 _____

2. Chain 2 _____

3. Chain 3 _____

4. Chain 4 _____

Science Skills *continued*

Read each question about the food web on the previous page, and write your answer in the space provided.

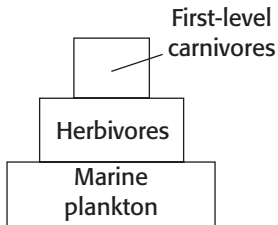
5. What organisms do cod eat?

6. List all the organisms that eat squid.

7. How many producers are in the food web? Name them.

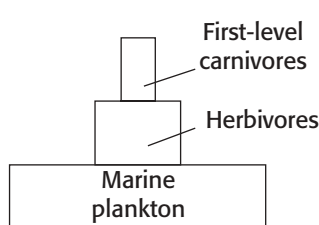
Use the figures below, which show trophic levels in an ecosystem, to complete items 8–11.

Done by Counting Organisms at Each Level



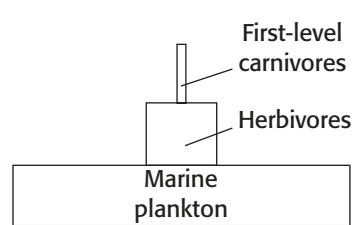
A

Done by Weighing Organisms at Each Level



B

Done by Measuring the Calories Stored at Each Level



C

Study the three pyramids above. In the space provided, identify which pyramid is the most accurate indicator of each item below by writing the correct letter (A–C) in the space provided.

_____ 8. number of individual organisms

_____ 9. measurement of productivity

_____ 10. measurement of biomass

11. Which pyramid is the most accurate indicator of the amount of energy available at each trophic level? Explain.
